

ORANGE BOARD OF EDUCATION

2015-2016
Budget Presentation
To
Board of School Estimates

Orange Board of Education 2015-2016 Budget Presentation To Board of School Estimates

Hon. Mayor Dwayne Warren Esq., Chairman
Council President - Donna K. Williams
Council Vice President - Kerry Coley
School Board President - Patricia A. Arthur
School Board Vice President - Jeffrey Wingfield



Orange Public Schools

Ronald C. Lee
Superintendent of Schools

Dr. Paula Howard
Deputy Superintendent

Adekunle James
Business Administrator/Board Secretary

OVERVIEW

2015 - 2016 BUDGET

Due to the current tight fiscal condition of the State of New Jersey, our District has been Flat-funded for the 2014-15 and 2015-16 school years.


The Orange Public Schools did not receive any increase in state aid over the current year's aid, which makes it extremely difficult to maintain current programs and even implement new instructional initiatives.

As a result of the prudent financial management of the Business Office, it was possible to provide the necessary funding to support the major increases in the budget, particularly in salaries and benefits.

The Orange Board of Education has presented a balanced budget for the 2015-16 SY.

In spite of the state's flat-funding, the 2015-16 budget does not include a **reduction in positions** or **cuts in any** academic programs.





We may NOT be able to
fund you based on legally
mandated formula aid...

Summary of the 2015-2016 Budget

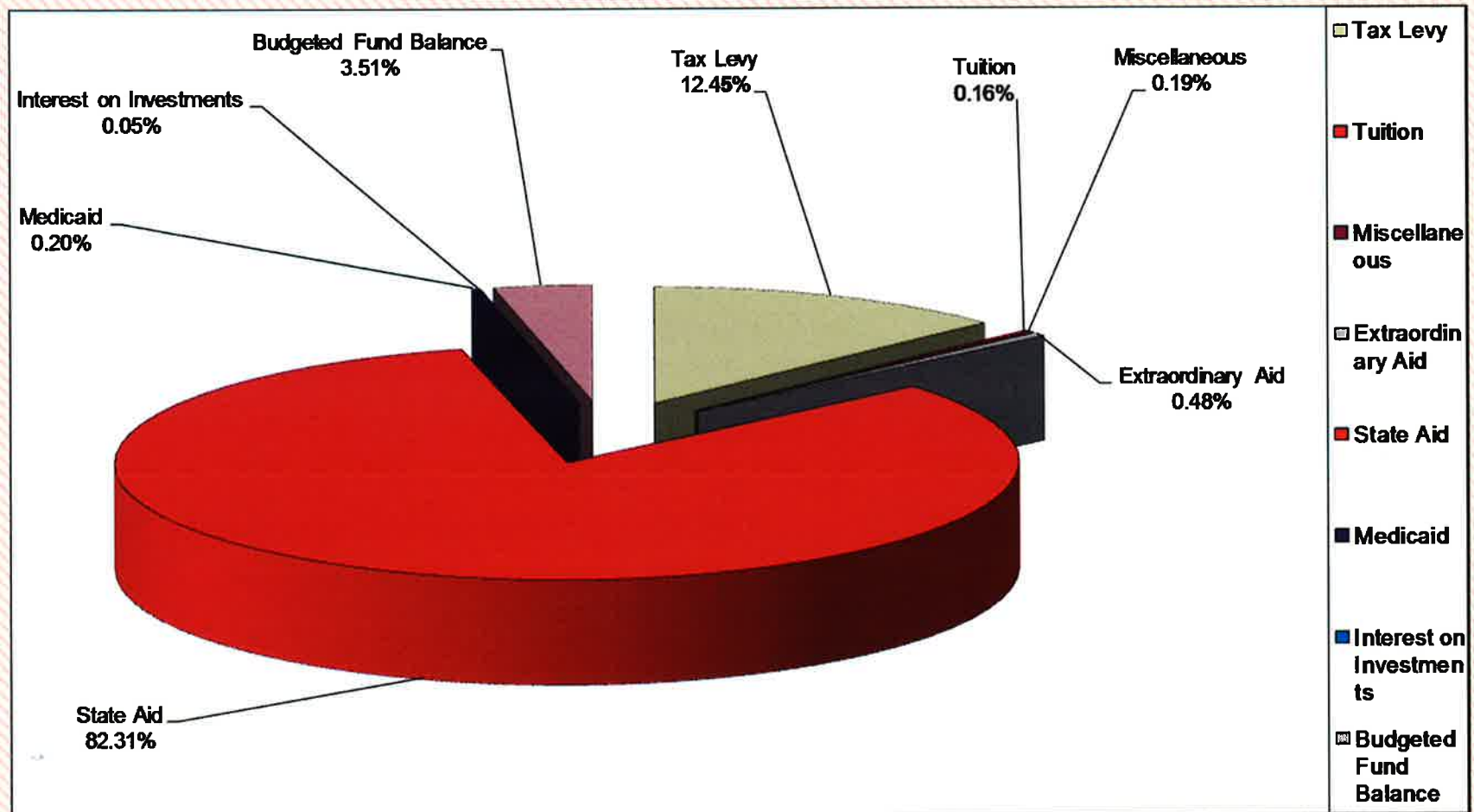
Revenues & Appropriations

3 Years Revenue Comparisons (General Funds)

REVENUE SOURCE	2013-14	2014-15	2015-16	\$Change 14/15 Vs 15/16
Local Tax levy	\$ 10,661,568	\$ 10,874,799	\$ 11,692,295	\$ 817,496
Tuition	50,000	140,000	140,000	-
Miscellaneous	160,000	170,000	170,000	-
State Aid	73,355,220	73,454,820	73,454,820	-
Extraordinary Aid	432,340	432,340	432,340	-
Semi Medicaid	154,387	152,995	180,792	27,797
Interest on Investments	45,000	45,000	45,000	-
Budgeted Fund Balance	850,000	4,726,491	3,130,248	(1,596,243)
TOTAL BUDGET	\$ 85,708,515	\$ 89,996,445	\$ 89,245,495	(750,950)



% of Revenue by Source 2015- 2016



Components of State Aid (2015-2016 School Year)

Equalization Aid	\$ 60,692,109
Special Ed Categorical Aid	2,860,412
Education Adequacy Aid	7,152,931
Transportation Aid	545,602
Security Aid	1,838,577
PARCC Readiness Aid	49,800
Per Pupil Growth Aid	49,800
Under Adequacy Aid	<u>265,589</u>
Total State Aid	<u>\$ 73,454,820</u>

State funding for PARCC is \$ 49,000, the district's expenditure to date on PARCC is \$712,889.

- Chrome books & Supplies = \$564,000
 - Infrastructure (access point) = \$148,889
- \$712,889



2015-16 State Award Vs. AidBased on Mandated Formula

STATE AID CATEGORY	2015-16 STATE AID	AID BASED ON MANDATED FORMULA	DIFFERENCE
Equalization Aid	\$ 60,692,109	\$ 72,379,288	(\$ 11,687,179)
Special Ed. Categorical Aid	2,860,412	4,201,297	(1,340,885)
Education Adequacy Aid	7,152,931	7,152,931	-
Transportation Aid	545,602	607,268	(61,666)
Security Aid	1,838,577	2,374,414	(535,837)
PARCC Readiness Aid	49,800	-	49,800
Per Pupil Growth Aid	49,800	-	49,800
Under Adequacy Aid	265,589	-	265,589
TOTAL STATE AID	\$ 73,454,820	\$ 86,715,198	(\$13,260,378)



2015 - 2016

Appropriations

(Where The Money Goes)

Non-Discretionary Costs:

		% of Costs
■ Salaries, Stipends etc.	\$ 48,352,330	54.18 %
■ Health, Dental & other Employee Benefits	14,195,900	15.91%
■ Tuition	6,279,685	7.04%
■ Buildings & Grounds (Maintenance)	4,335,253	4.85 %
■ Pupil Transportation	3,037,000	3.40%
■ Utilities	2,191,484	2.46%
■ Charter Schools	2,237,506	2.51%
■ Insurance	1,270,000	1.42 %
■ Equipment Lease	910,000	1.02%

Discretionary Costs:

■ Supplies	2,604,191	2.92%
■ Capital Outlay	1,378,400	1.54%
■ Instructional Textbooks	470,165	0.52 %
■ Others	<u>1,983,581</u>	<u>2.22%</u>
Total Costs	<u>\$ 89,245,495</u>	<u>100.00</u>



**FOR SCHOOL OPERATIONS ONLY
(EXCLUDING BOND DEBT)
LOCAL TAX ASSESSMENT ANALYSIS
FOR SCHOOL OPERATIONS ONLY
DATA BASED UPON 2014
ASSUMING 2% INCREASE**

PROPOSAL A

TOTAL CITY PROPERTY ASSESSED VALUE	INDIVIDUAL PROPERTY ASSESSED VALUE	2014-15 SCHOOL TAX LEVY	2015-16 SCHOOL TAX LEVY	Annual Increase Per Property
1,509,210,806*		10,874,799	11,092,295	217,496
	200,000	1,441	1,470	29
	250,000	1,801	1,837	36
	300,000	2,162	2,205	43
	350,000	2,522	2,572	50
	400,000	2,882	2,940	58

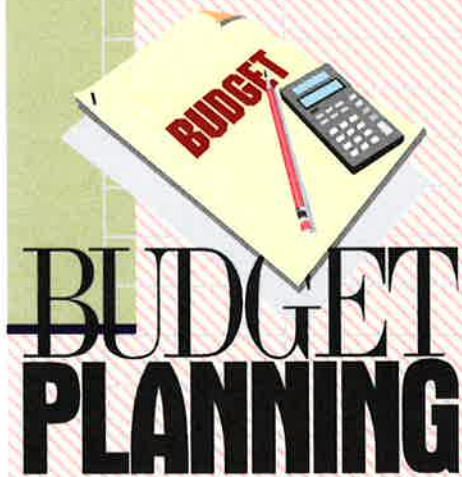


**FOR SCHOOL OPERATIONS ONLY
(EXCLUDING BOND DEBT)
LOCAL TAX ASSESSMENT ANALYSIS
FOR SCHOOL OPERATIONS ONLY**

PROPOSAL B

TOTAL CITY PROPERTY ASSESSED VALUE	INDIVIDUAL PROPERTY ASSESSED VALUE	2014-15 SCHOOL TAX LEVY	2015-16 SCHOOL TAX LEVY	Annual Increase Per Property	Increase between Proposal A & B
1,509,210,806*		10,874,799	11,692,295	817,496	
	200,000	1,441	1,549	108	79
	250,000	1,801	1,937	135	99
	300,000	2,162	2,324	163	120
	350,000	2,522	2,712	190	140
	400,000	2,882	3,099	217	159

* Source: Annual report of NJ Dept. of Treasury, Division of Taxation -2013.





Questions ?